

Steelcase®



17-0082925

B-Free
Softwork

Visit steelcase.com

 facebook.com/Steelcase  twitter.com/Steelcase  youtube.com/SteelcaseTV

Concept and Design / Steelcase
15-E0000300 04/18 © 2014 Steelcase Inc. All rights reserved. All specifications subject to change without notice.
Printed on at least 60% recycled paper. Cert no. BV-COC-858659. Printed in France by OTT Imprimeurs – Wasselonne.



Steelcase



18-0100114 | B-FREE BIG CUBES AND SMALL CUBES (TR08/RE02), SCREENS (7273/1206), OCCASIONAL TABLES (WY/MG), B-FREE DESK AND HIGH TABLES (WY/HW), B-FREE HIGH TABLES (WY/MG), B-FREE STOOLS (TR14/MG), B-FREE BEAM (TR14/H1), BAG DROP AND BAG STAND (WM)

B-Free: where ideas collide

B-Free furniture forms neighbourhoods within the workplace. Cubes, beams, screens, desks and tables create spaces where people easily connect and collaborate, and the collision of ideas becomes a natural part of the work day.



77%

Workers who believe creativity will be a critical job skill in the future.

Source: Steelcase Creativity and the Future of Work Survey, 2017

Does your workplace encourage innovation?

Creativity blossoms in less formal, more casual places where it's easy to connect and collaborate with others. These spaces help foster new ideas and connections, the root of innovation.

In many offices, informal spaces offer limited seating and provide little privacy or support for technology.

To foster innovation, offer a palette of places: spaces where anyone in the organisation can quickly find an ideal place for connecting with colleagues and impromptu collaboration.



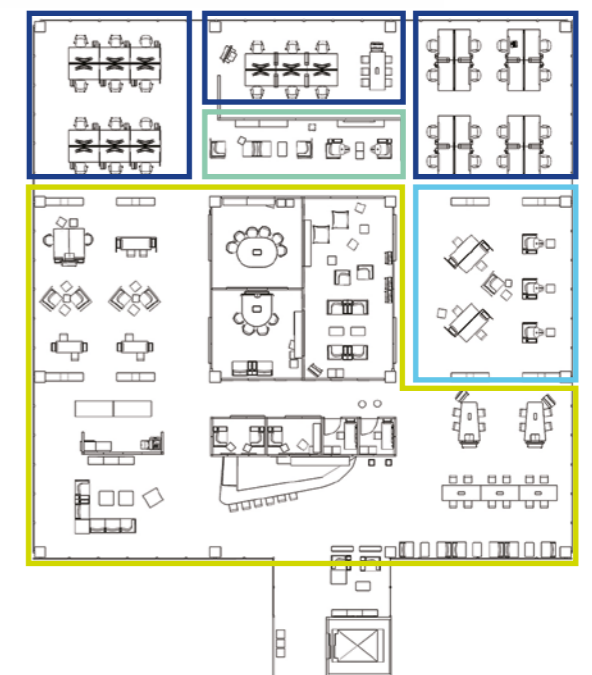
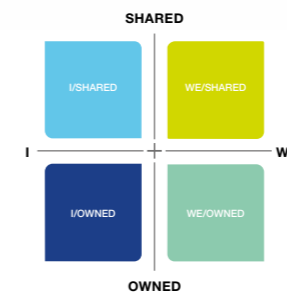



A palette of place

Work today is fast paced. People need a range of places to support the variety of ways they work. Steelcase's Engagement and Global Workplace report found that as the ability to choose where to work within the office based on the task at hand increased, so did engagement. A change in work setting provides a fresh perspective, empowers employees and helps boost productivity.

B-Free offers a broad statement of line with a consistent aesthetic, making it easy to leverage space across the entire floorplan and create effective workspaces for individual concentration, connecting with colleagues and collaborating with others.

COLLABORATE





16-0060642 | B-FREE HIGH TABLE (AT/MG), SCREEN (1206), STOOLS (RE03/MG), BAG STAND (WM/MG), DASH MINI (WM)

Concentrate

Changing posture boosts productivity and wellbeing, and so does B-Free, with spaces catering to work at stool or seated height supporting both short-and-long-term tasks. Screens provide a subtle barrier from distractions, while power outlets and a bag drop support technology and personal belongings.



17-0080392



16-0057147



16-0060657

PRIVATE, YET OPEN

Privacy screens anchor B-Free configurations in the workplace and provide visual shelter while keeping workers connected to the surrounding environment.



16-0060637 | B-FREE BIG CUBE (TR06/TR07), SMALL CUBES (TR07), SCREENS (72/3/1206), STOOLS (RE03/SL), HIGH TABLE (AT/MG), TABLE-STOOL (AT/SL), BAG DROP AND BAG STAND (WM/MG)



16-0060685



16-0060680

Connect

Nearby informal spaces provide a welcome change during the work day. Create opportunities to meet informally in a comfortable, relaxed posture, in a private space that is yet still connected to the organisation.

The swivel cube makes connecting with others easier and creates dynamic informal spaces.

6 HOURS

In a 24/7 world, the average person needs six hours of social interaction daily. Such connections increase wellbeing and minimise stress.

Source: "Wellbeing: The Five Essential Elements" Gallup Business Journal



18-0099547 | B-FREE BEAM 1200 WOOD LEG (H7/WM/CODA 116), B-FREE TABLE (2LBW/WM), B-FREE CUBE (CODA 2 962/CODA 2 116), B-FREE SCREEN CORNER PRIVACY SYMETRIC (5306)

Collaborate

B-Free creates an authentic and informal atmosphere where teamwork comes naturally and collaboration flourishes. Workers have equal access to tools, displays and digital/ analogue information. Plus, it is easy to reconfigure components as work needs change.

B-Free beam encourages a change in postures — from sitting to perching — and promotes movement to better engage in conversations.



18-0098823



17-0098206



16-0057142



16-0058809 | B-FREE DESK (WY/HW), C-SCAPE SCREENS (AT14), GESTURE TASK CHAIR (RE08), DASH MINI (WM)



16-0057129



16-0057178

Customization

Position B-Free workspaces on their own, or back-to-back. Create spaces for individual concentration and group collaboration. Add privacy screens, storage, worktools, lighting and other accessories on the integrated rail. B-Free is a complete desk program, including user sliding top for easy access to power, ready to adapt at a moment's notice.



16-0057136 | B-FREE DESK BACK-TO-BACK (G0 230/HW)



16-0060706

REFINED COMPONENTS

A host of welcoming touches greet B-Free users — the Seamless Edge on the elegant workspaces, natural wood legs on both desks and high tables and comfortable fabrics on seating and screens.


Enhanced ergonomics, comfort and support

B-Free lounge seating welcomes varied work postures — reading, reclining or leaning in to a conversation.


From focused individual work to a casual meeting, B-Free provides thoughtful, comfortable support.



The top block wraps the user with lumbar support and a sense of enclosure. Dense foam provides comfort in any seated position.



A gentle slope to the armrest offers natural support.



Well-adjusted

Business changes, so B-Free makes it easy to customise the workplace. Users are now offered what they need — privacy screens, power outlets, bag stands/bag drop and lighting — and change it any time.



POWER ACCESS

A place to power devices and keep personal belongings at hand in the bag drop.



PERSONAL BELONGINGS

The bag stand, attached to a B-Free table, holds bags in an easy-to-reach location.



ENCLOSURE

Opaque screens provide the right level of privacy for concentrated work and give the user a nice feeling of enclosure.

Planning ideas

B-Free supports individual and group work through a wide range of application possibilities, from spaces for individual concentration to settings for informal connection and both planned and impromptu collaboration.



18-0103141

COLLABORATION SETTING

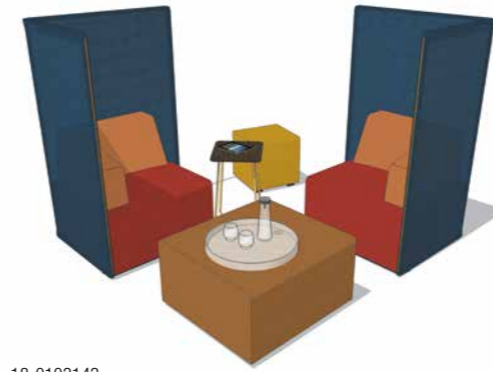
A unique table shape for teamwork with an optional media:scape mobile.



18-0103140

FOCUS WORK

A workspace for focused work that also keeps the individual visible and accessible to co-workers.



18-0103143

INFORMAL COLLABORATION

A comfortable setting for two-person collaboration in a small footprint.



18-0103147

RELAX ZONE

Places to relax, refuel and reflect.



18-0103145

INDIVIDUAL BOOTH

A comfortable space for individual concentration or relaxation.



18-0103146

WELCOME AREA

Waiting time is more enjoyable with convenient power outlets for recharging technology and comfortable seating.



18-0103142

NOMADIC ZONE

Open workspaces for nomadic workers with support for their technology and personal belongings.



18-0103144


RESIDENT ZONE

Dedicated workspaces with visual privacy, worksurface and tools.

STATEMENT OF LINE

DESK H740mm

Available in wood leg only
Integrated rail available in option




Straight type 10
D600, D800, D900
W800-W2000

Straight type 10 back-to-back
D1200, D1600, D1800
W800-W2000

TABLES H1000mm

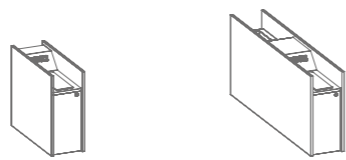
Available in wood and steel leg



Pint
D1100/800
W2000

Straight
D600, D800
W1200-W2000

STORAGE LEG



Single Storage Leg
(Supporting desk or
freestanding)

Double Storage Leg
(Supporting bench
or freestanding)

OCCASIONAL TABLES



Corner table
D750 x W750 x H385


Coffee table
D450 x W750 x H385

Table-stool
D380 x W340 x H600

Round table
D600 x H1050

Round table
D600 x H730

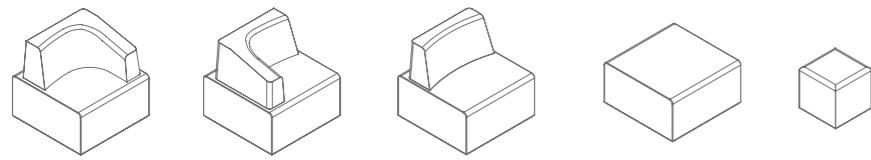
BEAM



Wood or aluminum leg
L1200mm x H720mm

Wood or aluminum leg
L1600mm x H720mm

CUBES



With L-shape
armrest, left
D750 x H435 x W800

With L-shape
armrest, right
D750 x H435 x W800

With I-shape armrest
D750 x H435 x W800

Big cube
D750 x H435 x W800

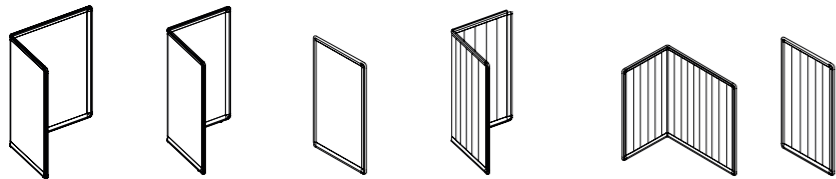
Small cube
With and without castors
(swivel version in option)
D425 x H435

STOOL



High stool
D480 x H1005 x W470

SCREENS TRANSPARENT / OPAQUE SCREENS



Big screen
Left or right
H1500 x W1025 x
D750

Small screen
Left or right
H1500 x W800 x
D750

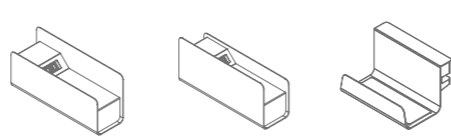
Link screen
H1500 x W800

Corner privacy
Symetric
Left or right
H1500 x W1025 x
D1025

Corner privacy
Right or Left
H1500 x D1025 x
W800

Link privacy
H1500 x W800

BAG DROP - BAG STAND



Bag drop right
H385 x D225 x
W750

Bag drop left
H385 x D225 x
W750

Bag stand
H400 x D225 x
W500

SURFACE MATERIALS

Surface materials (shown in brochure):

FABRICS (CUBES, STOOLS AND BEAMS)

- TR06 Steelcut Trio Licorice Black
- TR07 Steelcut Trio Mustard Yellow
- TR08 Steelcut Trio Red Current
- TR14 Steelcut Trio Blue Jay Mix
- RE03 Remix Pebble
- RE08 Remix Concrete Grey
- CODA 2 962
- CODA 2 116

FABRICS (SCREENS)

- 1206 B-Free Knit Blue*
- 7258 B-Free Knit Light Grey
- 7273 B-Free Knit Dark Grey
- 8172 Currant
- 5306 Leaf
- 1274 Sky

PAINT

- MG Merle
- SL Aluminum
- WM Arctic White Mat

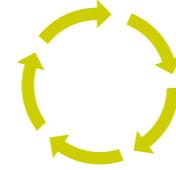
DECOR - WOOD

- AT Acacia
- WY Snow
- G0/230 Crystal
- HW Natural Beech (wood leg)
- H1 Espresso (wood leg)
- Wenge Bisque 2LBW

*This fabric is available in Select surfaces only. Colours are representative and may vary slightly from actual material.

SUSTAINABILITY

DESIGNING FOR THE ENVIRONMENT REQUIRES INNOVATIVE THINKING AND SOLUTIONS.



LIFE CYCLE

During our product development process we consider each stage of the product life cycle, from materials extraction, production, transport, use and reuse, until the end of its life.

CERTIFICATIONS (DEPENDING ON PRODUCTS)

To show continuous improvements, we communicate our products' environmental performance through voluntary environmental labels and declarations. Sustainability related actions and results are communicated in the annual Steelcase Corporate Responsibility report.

MATERIALS

Wood from European sustainably managed forests.

PRODUCTION

Made by Steelcase and partners in the following locations: Sarrebourg (France), Rosenheim (Germany), Wittelsheim (France), Poznań (Poland).

TRANSPORT

Made in Europe, close to customers. Optimised packaging to keep transport volumes as low as possible and improve filling rates.

USE

Designed for a long product life, with replaceable parts.
Materials meet stringent health and indoor air quality criteria.
Maintenance information available upon request.

END OF LIFE

100% theoretically recyclable cardboard and LDPE film for packaging.
Quick and easy disassembly.
Plastic parts clearly labelled for easy sorting and effective recycling.
Designed to ensure responsible end of use strategies - refurbishing, charitable donation or recycling.

PRODUCT

EPD - Environmental Product Declaration
PEP - Product Environmental Profile
NF Environnement
NF Office Excellence Certifié
Blauer Engel
Indoor Advantage

MATERIALS

PEFC - Programme for the Endorsement of Forest Certification
E1 - Low concentration of formaldehyde in wood
E0,5 - Very low emissions of formaldehyde from wood
OekoTex 100 - Confidence in textiles
European Eco-Label - for textiles
Cradle-to-Cradle - for textiles

PLANTS

ISO 14001 - Environmental management system
EMAS - European Eco-Management and Audit Scheme
OHSAS - Occupational Health and Safety Assessment Series

FIND OUT MORE

Sustainability related actions and results are annually communicated in the Steelcase Corporate Sustainability Report. More environmental details available upon request.